

# Bishop's 2016 Summer Reading Challenge

Basic Information  
Grades K-2

# Primary Students Grades K-2

## √ The Challenge – What to Do!

- During the summer months, you are to read as many biographies of great African Americans as you.
- Write a book report on each book read.
- You will use a Book Report form (see sample found at the end of the document).








### Book Report Requirements







- You must complete the book report form for each book that you read.
- Book reports must contain the title and the author.
- In each report try to tell the following:
  - When** and **where** the person was born.
  - How** the person grew up and what problems (if any) the person had while growing up.
  - Why** the person is famous.
  - If you enjoyed the book and why.
  - Would** you tell others to read about this person? Why or why not?
- You are to (1) read for information and then (2) write about the person using your own words.
- The student with the greatest number of **well written** book reports will win a special prize.

## √ A few suggested websites

1. <http://www.factmonster.com/spot/bhmbios1.html> - This website provides a list of famous African American.
2. <http://www.greatblackheroes.com/> - This website shares information about great African American heroes in many different fields.
3. <http://www.enchantedlearning.com/books/aframer/africanamericans2/>. This website (for a fee of \$20) provides printable books about great African American people. The site provides books for early (kindergarten – 1<sup>st</sup> grade) and fluent (2<sup>nd</sup>-4<sup>th</sup>) readers.
  - a. Sample book titles include:
    - Bios of African Americans in History
    - Bios of African American Women
    - Bios of African American Inventors

## √ A few sample book titles





# K - 2<sup>nd</sup> Grade Book Report Form

Name: \_\_\_\_\_ Grade \_\_\_\_\_

Book Title: \_\_\_\_\_

Author: \_\_\_\_\_

\_\_\_\_\_ was born on

\_\_\_\_\_

\_\_\_\_\_ in \_\_\_\_\_

\_\_\_\_\_.

When \_\_\_\_\_ was young \_\_\_\_\_

\_\_\_\_\_

\_\_\_\_\_

\_\_\_\_\_

\_\_\_\_\_

\_\_\_\_\_

\_\_\_\_\_ is most

famous for \_\_\_\_\_

---

---

---

---

---

---

---

---

---

---

I really (😊 like ☹ did not like) this book because it \_\_\_\_\_

---

---

---

---

I (😊 would ☹ would not) tell my friends to read this book  
because it \_\_\_\_\_

---

---

---

1<sup>st</sup> and 2<sup>nd</sup> Grade Book Report Form

Name: Jacqueline Gaines Grade 2  
Book Title: A Long Walk to Water  
Author: Linda Sue Park

Salva Dut was born on  
December 7, 1974  
in South Sudan  
Africa

When Salva was young his  
village was destroyed.  
Salva was at school  
and thought his whole  
family was gone. He walked  
in the desert with other boys.  
Salva Dut is most

famous for surviving in the  
desert and leading 1,500  
Lost Boys to refugee camps.  
After Salva grew up, he  
went back to Sudan to help  
his people drill for clean  
drinking water.

I really  like  did not like) this book because it is about  
a young boy who did very  
brave things even though  
he was scared.

I  would  would not) tell my friends to read this book  
because it makes me feel  
happy for Salva and his  
family



**Bishop's 2016 Summer Reading Challenge – Informational/Expository Text-Based Rubric, Primary Grades**

	4	3	2	1
<p><b>Focus/ Information</b></p> <p>CCSS*: ➤ W – 2</p>	<ul style="list-style-type: none"> <li>• Responds skillfully with all statements related to the prompt</li> <li>• Demonstrates a strong understanding of topic/text</li> </ul>	<ul style="list-style-type: none"> <li>• Responds with all statements related to the prompt</li> <li>• Demonstrates an understanding of the topic/text</li> </ul>	<ul style="list-style-type: none"> <li>• Responds with most statements related to the prompt</li> <li>• Demonstrates limited understanding of the topic/text</li> </ul>	<ul style="list-style-type: none"> <li>• Responds with little or no statements related to the prompt</li> <li>• Demonstrates little or no understanding of the topic/text</li> </ul>
<p><b>Organization</b></p> <p>CCSS: ➤ W – 2</p>	<ul style="list-style-type: none"> <li>• Organizes ideas and information into paragraph structure using a clear topic sentence, facts and definitions, and concluding sentence</li> <li>• Uses linking words to connect ideas</li> </ul>	<ul style="list-style-type: none"> <li>□ Organizes ideas and information into paragraph structure using a clear topic sentence, facts, and a sense of closure</li> </ul>	<ul style="list-style-type: none"> <li>□ Organizes ideas and information in an incomplete paragraph structure (e.g., missing sense of closure)</li> </ul>	<ul style="list-style-type: none"> <li>□ Organizes with no evidence of paragraph structure</li> </ul>
<p><b>Support/ Evidence</b></p> <p>CCSS: ➤ W – 2</p>	<ul style="list-style-type: none"> <li>□ Develops the topic skillfully with facts and definitions</li> </ul>	<ul style="list-style-type: none"> <li>□ Develops the topic with facts</li> </ul>	<ul style="list-style-type: none"> <li>□ Develops the topic with limited facts</li> </ul>	<ul style="list-style-type: none"> <li>□ Uses few to no facts</li> </ul>
<p><b>Language- Conventions of Grammar and Usage</b></p> <p>CCSS: ➤ L – 1b, c, and j</p>	<ul style="list-style-type: none"> <li>• Uses common, proper, possessive, and collective nouns correctly</li> <li>• Uses verb tenses and plural nouns correctly, including irregular forms</li> <li>• Produces, expands, and rearranges simple and compound sentences</li> </ul>	<ul style="list-style-type: none"> <li>• Use common, proper, and possessive nouns correctly</li> <li>• Uses singular and plural nouns with correctly matching verbs</li> <li>• Produces correct simple and compound sentences</li> </ul>	<ul style="list-style-type: none"> <li>• Uses some common, proper, and possessive nouns correctly</li> <li>• Uses some singular and plural nouns with correctly matching verbs</li> <li>• Produces mostly correct simple and compound sentences</li> </ul>	<ul style="list-style-type: none"> <li>• Uses few common, proper, and possessive nouns correctly</li> <li>• Uses few singular and plural nouns with correctly matching verbs</li> <li>• Produces mostly incorrect simple and compound sentences</li> </ul>
<p><b>Language - Conventions of Capitalization Punctuation, and Spelling</b></p> <p>CCSS: ➤ L – 2 a-c</p>	<ul style="list-style-type: none"> <li>• Capitalizes correctly and consistently with no errors: first word in a sentence, “I,” proper nouns, and titles</li> <li>• Uses commas, apostrophes, and end punctuation correctly all the time</li> <li>• Applies conventional spelling for words with common spelling patterns and irregular sight words</li> <li>• Spells with learned spelling patterns with untaught words</li> </ul>	<ul style="list-style-type: none"> <li>• Capitalizes correctly and consistently with a minor error: first word in a sentence, “I,” proper nouns, and titles</li> <li>• Uses commas in a series and with a conjunction correctly; uses end punctuation correctly</li> <li>• Applies conventional spelling for words with common spelling patterns and frequently occurring irregular words</li> <li>• Spells untaught words phonetically</li> </ul>	<ul style="list-style-type: none"> <li>• Capitalizes correctly and consistently with some errors: first word in a sentence, “I,” proper nouns, and titles</li> <li>• Uses commas, apostrophes, and end punctuation correctly some of the time</li> <li>• Applies conventional spelling for most consonant and short-vowel sounds</li> <li>• Spells simple words phonetically</li> </ul>	<ul style="list-style-type: none"> <li>• Capitalizes incorrectly with many errors</li> <li>• Uses commas, apostrophes, and end punctuation incorrectly or not at all</li> <li>• Applies little to no sound/ spelling correspondence of consonants and short vowels</li> <li>• Spells few to no simple words phonetically</li> </ul>

\*CCSS – Common Core State Standards alignment (“W” = Writing strand, “RIT”=Reading – Informational Text, “L”= Language strand)